

▼ Shown : A-65, FZ-1625, HF-95Y, FZ-1634, FZ-1607, A-64, AM-21



The Genuine Range

Hydraulic Oil

| Contents | Model Number | Use only genuine Enerpac Hydraulic Oil. The use of any other fluid will render your Enerpac warranty null and void. |
|-----------|--------------|---|
| 1 litre | HF-95X | |
| 5 litres | HF-95Y | |
| 60 litres | HF-95Z | |

▼ Oil Specifications chart

| | |
|------------------------|----------------|
| Viscosity Index | 100 min |
| Viscosity at 210°F | 42/45 S.U.S. |
| Viscosity at 100°F | 150/165 S.U.S. |
| Viscosity at 0°F | <12,000 S.U.S. |
| API Gravity | 31.0/33.0 |
| Flash, C.O.C.°F | 400 |
| Pour Point, °F | -25 |
| Aniline Point, °F | 210/220 |
| Paraffinic Base Colour | Blue |

- Maximum pump volumetric efficiency
- Maximum internal heat transfer
- Prevents pump cavitation
- Additives prevent rust, oxidation and sludge
- High viscosity index
- Maximum film protective lubricity

Manifolds

| Description | Model Number | Dimensions (mm) |
|---|--------------|-----------------|
| 178 mm Long Manifold with 7 female ports | A-64 | |
| 369 mm Long Manifold that allows direct mounting of control valves to the manifold. Plugs .38 NPTF. | A-65 | |
| 6-Port Hexagon Manifold. Plugs furnished for all ports 3/8"-18 NPTF. | A-66 | |
| Premounted Manifolds Split-flow valve to control two or four single-acting cylinders simultaneously. AM-21 with 5 ports 3/8" NPTF. AM-41 with 7 ports 3/8" NPTF. | AM-21 | |
| | AM-41 | |

Hydraulic Oil, Manifolds and Fittings

Recommended Tubing

Enerpac does not supply high-pressure pipe or tubing, but recommends the use of cold drawn steel tubing in stead of regular pipe in the following dimensions:

In stead of .25" pipe, use 13 mm O.D. x 11 ga. (3 mm) wall.


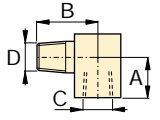

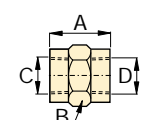

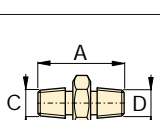

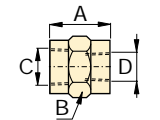

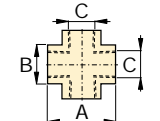

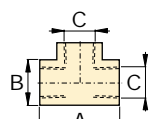

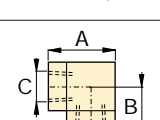

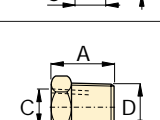

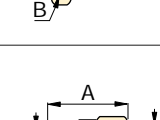

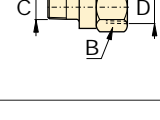

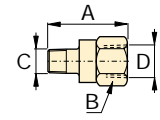




In stead of .38" pipe, use 9 mm Schedule 80 seamless pipe.

In stead of .50" pipe, use 21 mm O.D. x .4 mm wall.

This tubing can be threaded with standard pipe threading dies.

**A, AM
BFZ
FZ
HF
Series**



| Fittings 700 bar | | Model Number | Dimensions (mm) | | | | Diagram | |
|---------------------------|----------------------|---|-----------------|----|--------------|--------------|--------------|---|
| | | | A | B | C | D | | |
| Street Elbow | |  | FZ-1616 | 23 | 33 | 3/8"-18 NPTF | 3/8"-18 NPTF |  |
| From: 3/8"-NPTF Male | To: 3/8"-NPTF Female | | | | | | | |
| Reducing Connector | |  | FZ-1615 | 28 | 25 | 3/8"-18 NPTF | 1/4"-18 NPTF |  |
| From: 3/8"-NPTF Female | To: 1/4"-NPTF Female | | | | | | | |
| | |  | FZ-1625 | 47 | 29 | 1/2"-14 NPTF | 3/8"-18 NPTF |  |
| From: 1/2"-NPTF Female | To: 3/8"-NPTF Female | | | | | | | |
| Hexagon Nipple | |  | FZ-1608 | 38 | 16 | 1/4"-18 NPTF | 1/4"-18 NPTF |  |
| From: 1/4"-NPTF | To: 1/4"-NPTF | | | | | | | |
| From: 3/8"-NPTF | To: 3/8"-NPTF | | | | | | | |
| From: 3/8"-NPTF | To: 3/8"-NPTF | | | | | | | |
| Coupling | |  | FZ-1614 | 29 | 23 | 3/8"-18 NPTF | 3/8"-18 NPTF |  |
| From: 3/8"-NPTF | To: 3/8"-NPTF | | | | | | | |
| From: 1/4"-NPTF | To: 1/4"-NPTF | | | | | | | |
| | |  | FZ-1605 | 29 | 19 | 1/4"-18 NPTF | 1/4"-18 NPTF |  |
| From: 3/8"-NPTF | To: 3/8"-NPTF | | | | | | | |
| From: 1/4"-NPTF | To: 1/4"-NPTF | | | | | | | |
| Cross | |  | FZ-1613 | 45 | 25 | 3/8"-18NPTF | - |  |
| From: 3/8"-NPTF Female | To: 3/8"-NPTF Female | | | | | | | |
| Tee | |  | FZ-1612 | 45 | 25 | 3/8"-18 NPTF | - |  |
| From: 3/8"-NPTF | To: 3/8"-NPTF | | | | | | | |
| From: 1/4"-NPTF | To: 1/4"-NPTF | | | | | | | |
| From: 3/8"-NPTF | To: 3/8"-NPTF | | | | | | | |
| | |  | FZ-1637 | 45 | 24 | 1/4"-18 NPTF | - |  |
| From: 1/4"-NPTF | To: 1/4"-NPTF | | | | | | | |
| From: 3/8"-NPTF | To: 3/8"-NPTF | | | | | | | |
| | |  | BFZ-16312 | 57 | 3/8"-18 NPTF | 3/8"-18 NPTF | - |  |
| From: 3/8"-NPTF | To: 3/8"-NPTF | | | | | | | |
| From: 3/8"-NPTF | To: 3/8"-NPTF | | | | | | | |
| Elbow | |  | FZ-1610 | 33 | 20 | 3/8"-18 NPTF | - |  |
| From: 3/8"-NPTF | To: 3/8"-NPTF | | | | | | | |
| From: 1/4"-NPTF | To: 1/4"-NPTF | | | | | | | |
| | |  | FZ-1638 | 36 | 24 | 1/4"-18 NPTF | - |  |
| From: 1/4"-NPTF | To: 1/4"-NPTF | | | | | | | |
| From: 1/4"-NPTF | To: 1/4"-NPTF | | | | | | | |
| Reducer | |  | FZ-1630 | 19 | 19 | 1/4"-18 NPTF | 3/8"-18 NPTF |  |
| From: 3/8"-NPTF | To: 1/4"-NPTF | | | | | | | |
| From: 1/4"-NPTF | To: 1/2"-NPTF | | | | | | | |
| From: 3/8"-NPTF | To: G 1/4" | | | | | | | |
| | | | BFZ-16301 | 19 | 19 | G 1/4" | 3/8"-18 NPTF | |
| From: 1/4"-NPTF | To: 1/2"-NPTF | | | | | | | |
| From: 1/4"-NPTF | To: 1/2"-NPTF | | | | | | | |
| From: 3/8"-NPTF | To: G 1/4" | | | | | | | |
| Adaptor | | | BFZ-16411 | 35 | 19 | 1/4"-18 NPTF | G 1/4" | |
| From: G 1/4" | To: 1/4"-NPTF | | | | | | | |
| From: G 1/4" | To: 1/8"-NPTF | | | | | | | |
| From: G 3/8" | To: 1/4"-NPTF | | | | | | | |
| | | | BFZ-16421 | 31 | 19 | 1/8"-27 NPTF | G 1/4" | |
| From: G 1/4" | To: 1/8"-NPTF | | | | | | | |
| From: G 3/8" | To: 1/4"-NPTF | | | | | | | |
| From: G 3/8" | To: 3/8"-NPTF | | | | | | | |
| | | | BFZ-16323 | 43 | 24 | 1/4"-18 NPTF | G 3/8" | |
| From: G 3/8" | To: 1/4"-NPTF | | | | | | | |
| From: G 3/8" | To: 3/8"-NPTF | | | | | | | |
| From: G 3/8" | To: 3/8"-NPTF | | | | | | | |
| Adaptor | | | FZ-1055 | 44 | 23 | 1/4"-18 NPTF | 3/8"-18 NPTF | |
| From: 1/4"-NPTF | To: 3/8"-NPTF | | | | | | | |
| From: 1/4"-NPTF | To: 1/8"-NPTF | | | | | | | |
| From: 1/2"-NPTF | To: 3/8"-NPTF | | | | | | | |
| | | | FZ-1642 | 30 | 19 | 1/8"-27 NPTF | 1/4"-18 NPTF | |
| From: 1/4"-NPTF | To: 1/8"-NPTF | | | | | | | |
| | | | FZ-1634 | 42 | 28 | 3/8"-18 NPTF | 1/2"-14 NPTF | |
| From: 1/2"-NPTF | To: 3/8"-NPTF | | | | | | | |